




HYPOTHESIS FOR BLACKBOARD

Gloria E. Barron
Gloria.Barron@montgomerycollege.edu

Contents

Defining Collaborative Annotation with Hypothesis for Bb	2
What is Hypothesis?	2
Benefits of Social Annotation	2
Creating A Hypothesis Assignment.....	4
Steps for creating a Hypothesis assignment using a URL of webpage or PDF	7
Steps for creating a Hypothesis assignment using a PDF available from Blackboard	9
Steps for creating a Hypothesis assignment using a PDF available from Google Drive	11
Steps for creating a Hypothesis assignment using a PDF available from OneDrive	14
Things to know:.....	17
Resources	18

Defining Collaborative Annotation with Hypothesis for Bb



Do your students understand their assigned readings? How can you ensure that the students are not only reading the required assignments and synthesizing the information appropriately?

In the past, as students, one effective method we used to engage with the course material was to use a yellow highlighter to emphasize important sections in textbooks and paper handouts. Additionally, we would make notes in the margins to aid in retaining important information. However, with the advent of the digital era, where most learning resources are in a digital format, a digital annotation tool has become a necessary tool for effective learning.

What is Hypothesis?

Hypothesis is a powerful software that enables users to highlight important content or make digital annotations as comments about statements made in web-accessible content or electronic PDF documents. By utilizing Hypothesis, students can effectively engage with digital content in the same manner that we used to take notes on hard copies of handouts and textbooks. This tool facilitates a collaborative learning experience, enabling students to share their insights and engage in meaningful discussions about course readings.

Benefits of Social Annotation

There are numerous benefits of using Hypothesis for social annotation in education. Here are some key advantages for using Hypothesis for social annotation class activities.

Hypothesis is:

- **Collaborative:** Hypothesis enables students to engage in collaborative learning, encouraging them to interact with each other's annotations and share their insights. This fosters a dynamic and engaging learning environment, where students can learn from each other.
- **Essential to critical thinking:** Social annotation with Hypothesis promotes critical thinking skills by encouraging students to actively engage with the material and develop their own perspectives and interpretations. It helps students to develop a more nuanced understanding of the text, leading to deeper learning.
- **Active Reading:** Hypothesis encourages active reading, as students are required to analyze the text and engage with it on a deeper level. This helps students to retain information better and enhances their comprehension of the material.
- **Customizable:** Hypothesis enables users to customize their annotations, allowing them to highlight key points, add comments or questions, and make connections between different parts of the text. This provides students with a powerful tool to organize and synthesize their thoughts and ideas.
- **Accessible:** Hypothesis is an accessible tool that works with a wide range of web-based content, making it easy for students to use and engage with a variety of materials. This means that students can

work with texts that are relevant and interesting to them, making the learning process more engaging and relevant.

- Social: Social annotation helps students better engage in digital texts through shared highlighting and comments. For online classes, this interaction can take the place of shared reading of texts in the face-to-face classroom and can be especially helpful when students are approaching new kinds of texts like academic articles.

Overall, Hypothesis is an excellent tool for promoting collaboration, critical thinking, active reading, and customized learning.

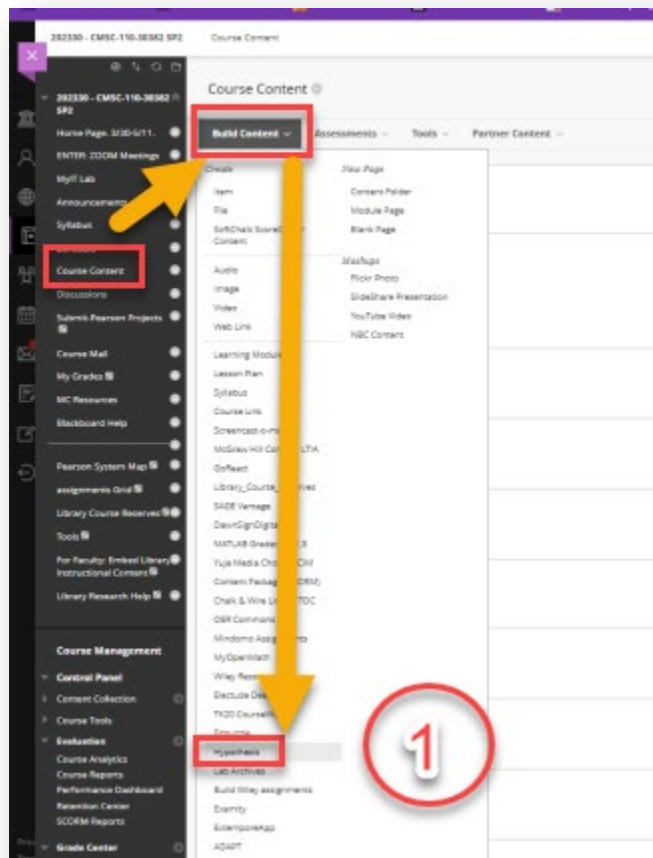
Creating A Hypothesis Assignment

The Hypothesis LTI, learning tool interoperability, in Blackboard allows instructors to create gradable annotation assignments and students to annotate readings from within a Blackboard course.

Hypothesis also allows instructors to use groups created using Blackboard's built-in Groups functionality. Working with groups can provide enormous flexibility for building and managing student reading groups.

To create a hypothes.is assignment, you can follow these steps:

- Create a hypothesis reading activity.
 - a. Go to Course Content>Build Content>Hypothesis (Figure 1)



- Build the Hypothesis assignment to include assignment name (A), description (B), grading option (C), and due date (D) if applicable. Provide clear instructions to students with a statement describing how to annotate the reading assignment and reply quality expectations. Press **Submit** (E). You may want to create a separate folder or module for the assignment.

- After creating the assignment, return to the module and open the hypothesis assignment to continue building the it.

- Select one of the options given in the menu:

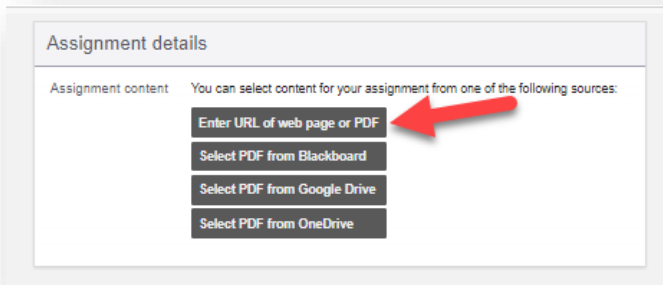
NOTE: The Hypothesis Blackboard LTI can be used to annotate two types of files: PDFs and Website. Be sure the PDFs contain machine-readable text also known as Optical Character Recognition format or OCR. Scanned images of documents will not work. Hypothesis provides a [free tool to convert scanned PDFs into OCR](#). The websites must be openly available on the Internet and not behind a login.

IMPORTANT: To build the Hypothesis assignment successfully, you must have a link or a pdf resource selected and uploaded to one of the following locations before creating the assignment:

- a. A URL of webpage or PDF
- b. A PDF document already uploaded to the Blackboard course or content collection.
- c. A PDF document already uploaded to Google Drive
- d. A PDF document already uploaded to OneDrive

Steps for creating a Hypothesis assignment using a URL of webpage or PDF

- Click the button that says **Enter URL of web page or PDF**

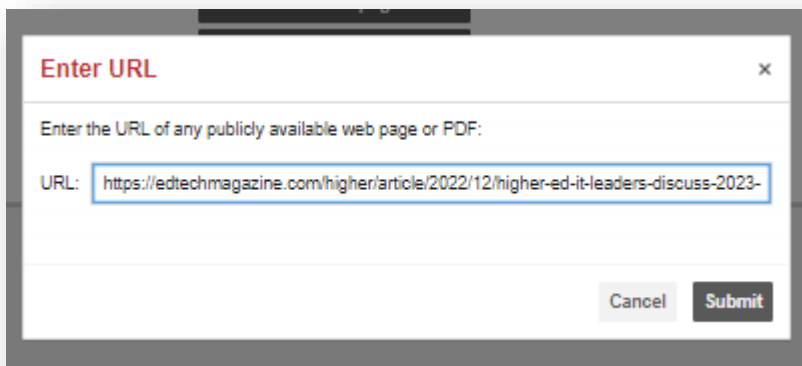


Assignment details

Assignment content You can select content for your assignment from one of the following sources:

- Enter URL of web page or PDF
- Select PDF from Blackboard
- Select PDF from Google Drive
- Select PDF from OneDrive

- Paste a copied URL to a webpage or public pdf document. Press **Submit**.



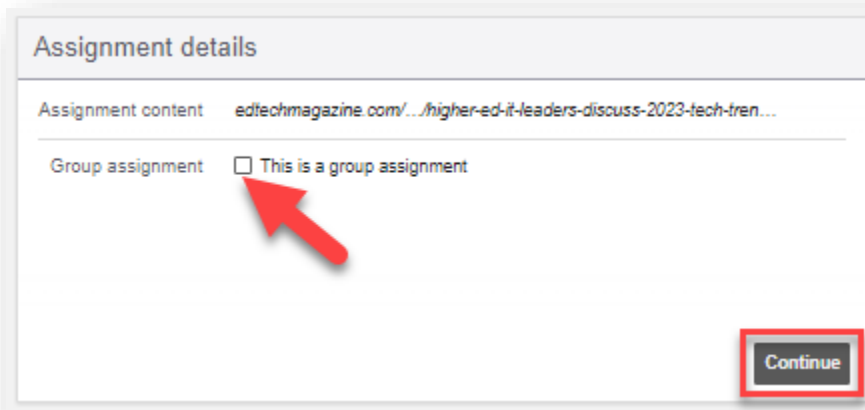
Enter URL

Enter the URL of any publicly available web page or PDF:

URL:

Cancel Submit

- If this is a group assignment, click the checkbox and select the predefined Blackboard group. Otherwise, press **Continue**.



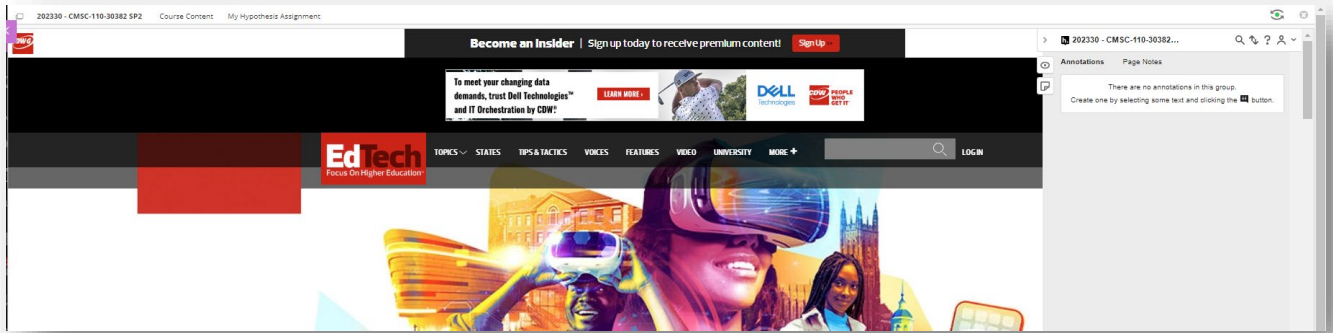
Assignment details

Assignment content

Group assignment This is a group assignment

Continue

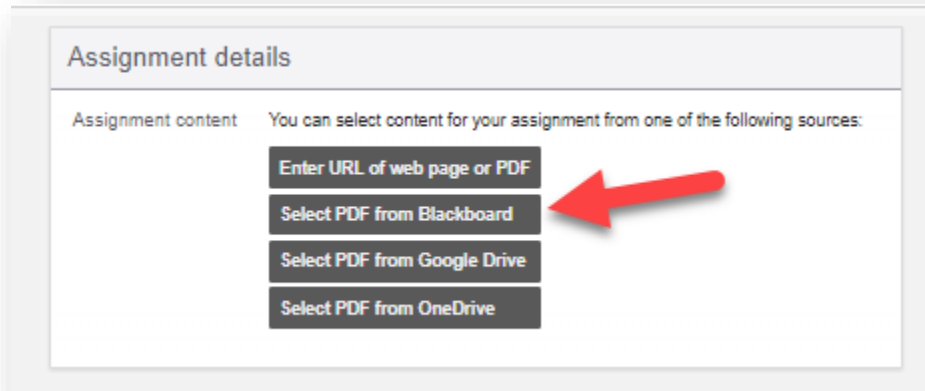
- The Hypothesis assignment is ready for student annotation within their Blackboard course.



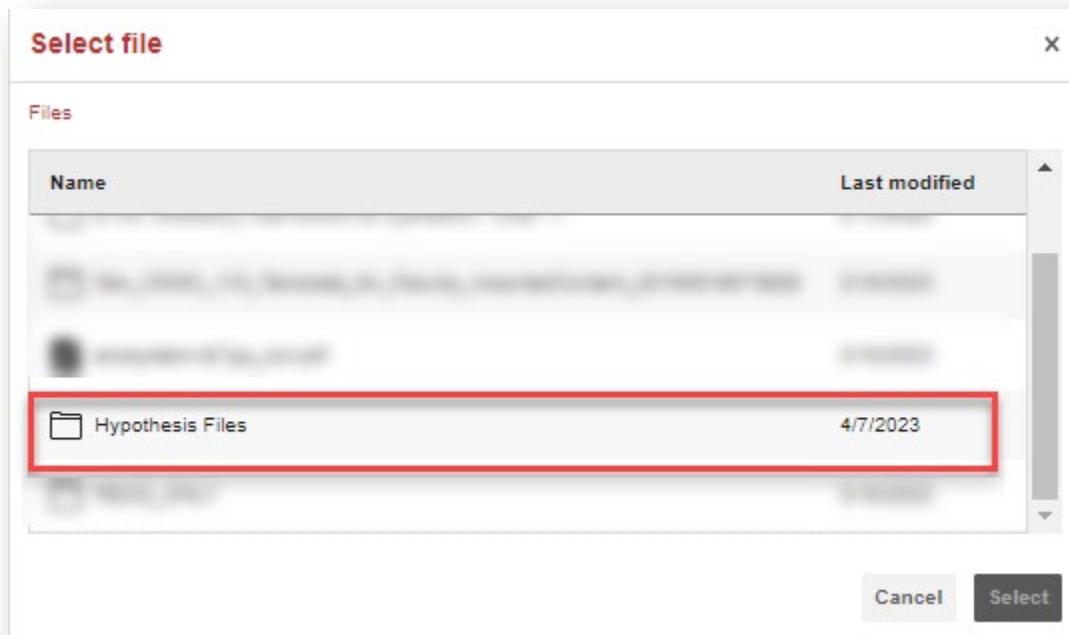
Steps for creating a Hypothesis assignment using a PDF available from Blackboard

WARNING: Before using this option, [follow the instructions provided here](#) to ensure that the PDFs have been configured with the proper permissions for use with Hypothesis.

- Click the button that says **Select PDF from Blackboard**



- Search and select the file in the Hypothesis folder created specifically for Hypothesis assignments with elevated student permissions. ([instructions provided here](#)).



- If this is a group assignment, click the checkbox and select the predefined Blackboard group. Otherwise, press **Continue**.

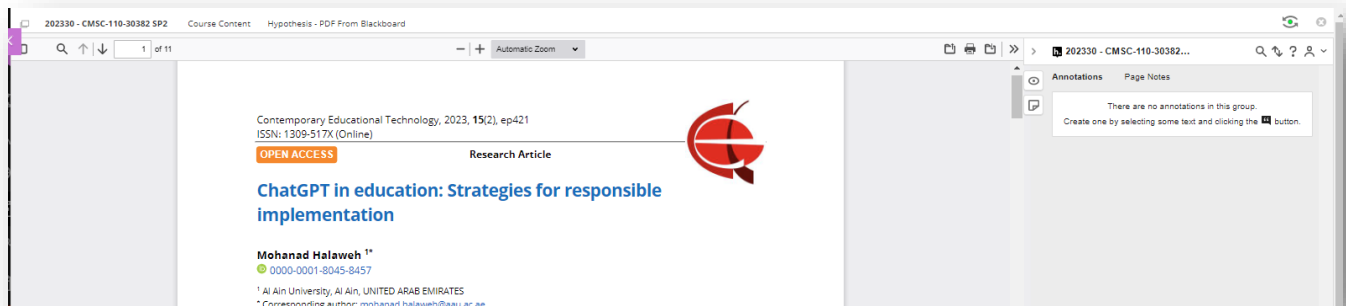
Assignment details

Assignment content PDF file in Blackboard

Group assignment This is a group assignment

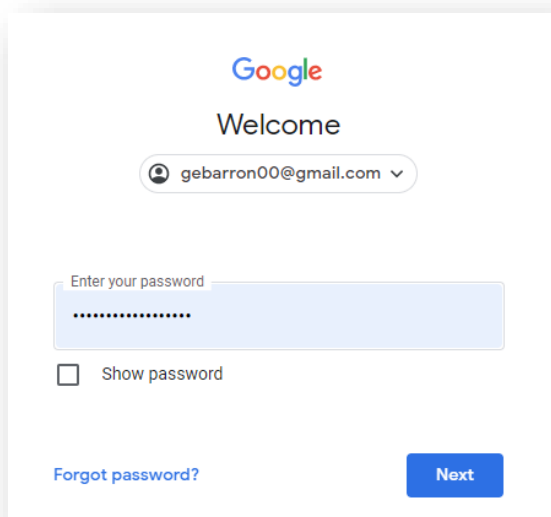
Continue

- The Hypothesis assignment is ready for student annotation within their Blackboard course.

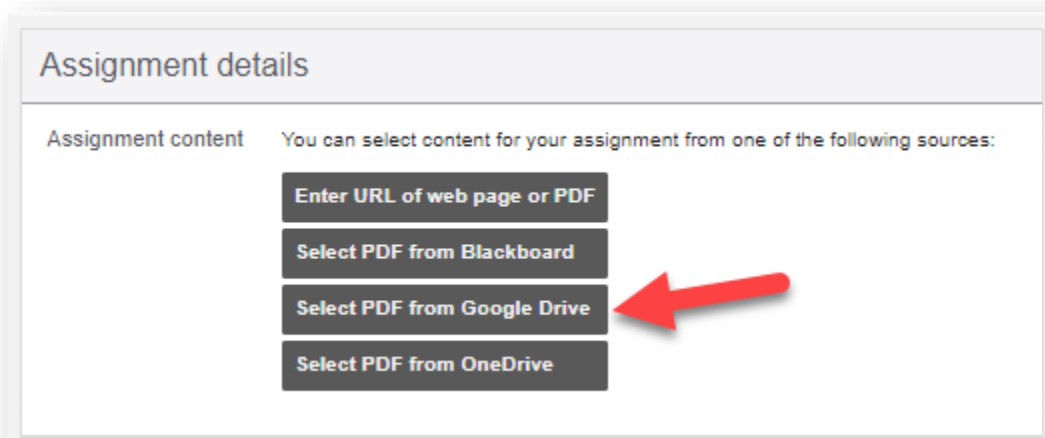


Steps for creating a Hypothesis assignment using a PDF available from Google Drive

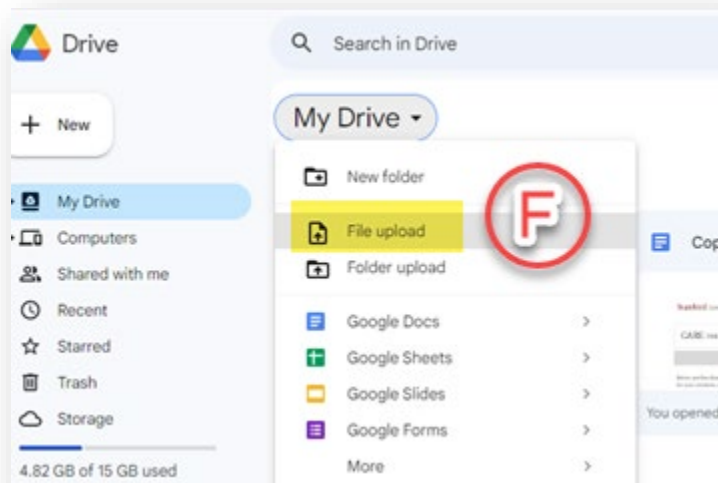
- Go to <https://www.google.com/drive/>
- Create a personal Google account or use an existing one
- Log In



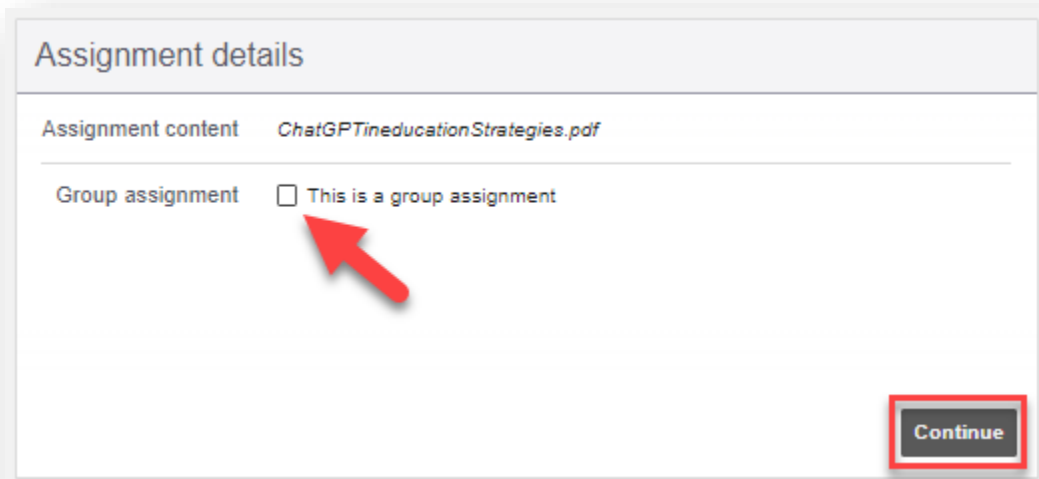
- Upload your pdf document to Google Drive
- Go to Blackboard and create a hypothesis assignment for your course
- Click the button that says **Select PDF from Google Drive**



- Select a PDF document for the hypothesis assignment from your Google Drive documents list. From here, you can also upload a PDF document into Google Drive before making the selection (F).



- If this is a group assignment, click the checkbox and select the predefined Blackboard group. Otherwise, press **Continue**.




- The Hypothesis assignment is ready for student annotation within their Blackboard course.

202330 - CMSC-110-30382 SPR2 Course Content HypothesisWithGoogleDrive

1 of 11 Automatic Zoom

Contemporary Educational Technology, 2023, 15(2), ep421
ISSN: 1309-517X (Online)

OPEN ACCESS Research Article



ChatGPT in education: Strategies for responsible implementation

Mohanad Halaweh^{1*}
0000-0001-8045-8457

¹Al Ain University, Al Ain, UNITED ARAB EMIRATES
^{*}Corresponding author: mohanad.halaweh@aeu.ac.ae


Citation: Halaweh, M. (2023), ChatGPT in education: Strategies for responsible implementation. *Contemporary Educational Technology*, 15(2), ep421. <https://doi.org/10.30535/contemporary1502e>

ARTICLE INFO **ABSTRACT**

Received: 12 Feb 2023
Accepted: 05 Mar 2023

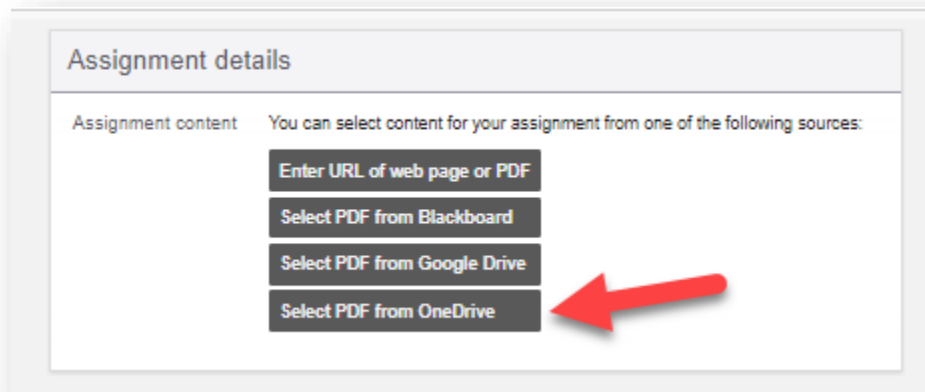
Since the launch of ChatGPT for public use, educators have expressed a variety of concerns about its integration into educational settings. This paper has been written to provide an in-depth examination of these issues and explore the potential use of ChatGPT in educational

Annotations Page Notes

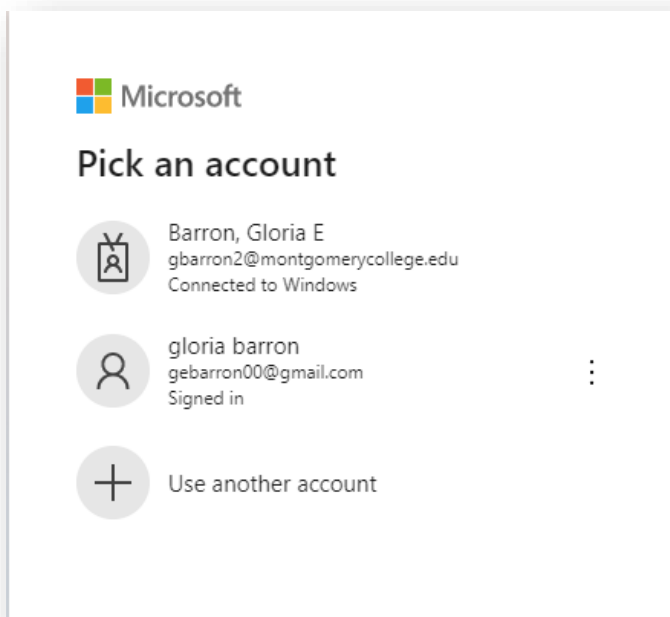
There are no annotations in this group.
Create one by selecting some text and clicking the  button.

Steps for creating a Hypothesis assignment using a PDF available from OneDrive

- Click the button that says **Select PDF from OneDrive**.



- You will be asked to select a Microsoft account. Use your employee MC account to access OneDrive files. The first time it will ask you to authorize the Hypothesis LMS App to access OneDrive.



- Once logged on to OneDrive, browse to select a PDF to use in your reading.

My files > ELITE 2023 > Hypothesis

<input checked="" type="checkbox"/>	Name	Modified	Modified By	File size	Sharing
<input type="checkbox"/>
<input type="checkbox"/>
<input type="checkbox"/>
<input type="checkbox"/>
<input type="checkbox"/>
<input type="checkbox"/>
<input type="checkbox"/>
<input type="checkbox"/>
<input type="checkbox"/>
<input checked="" type="checkbox"/>	thefutureofwork.pdf	January 19	Barron, Gloria E	999 KB	Shared
<input type="checkbox"/>
<input type="checkbox"/>

- Only files available in “**My files**” are able to be used by Hypothesis. You will be unable to use PDFs that belong in any Shared Libraries.

Pick a file

My files

Quick access

My files

Name	Modified	Modified By	File size
2023	March 10	Barron, Gloria E	6 items
...
...
...
...
...
...
...
...
...

- Click to select the file you want to use and then click the **Open** button.
- If this is a group assignment, click the checkbox and select the predefined Blackboard group. Otherwise, press **Continue**.

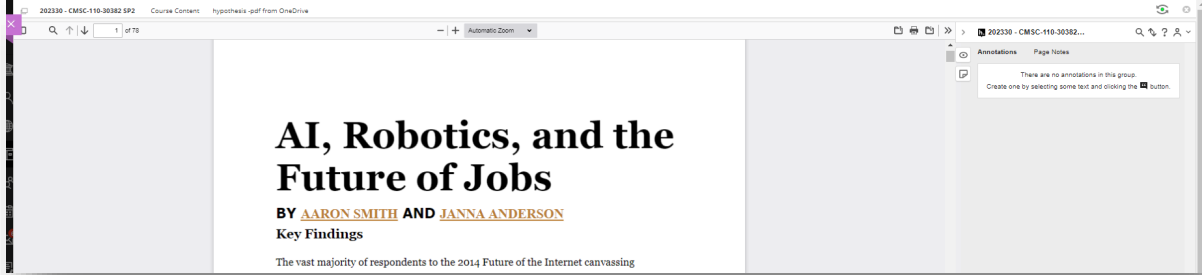
Assignment details

Assignment content *thefutureofwork.pdf*

Group assignment This is a group assignment

Continue

- The assignment set up is complete and ready for student annotation in their Blackboard course.



Things to know:

- Students access a hypothesis assignment directly from their Bb course.
- All comments are shared only with the members of the course.
- Students may digitally highlight ideas or important text passages for themselves without sharing with the class.
- Student annotate content socially to share with the entire class.
- Students make digital annotations (comments to digital content) to think critically about the texts they are reading. It is a collaborative activity where students offer explanations, comments, or opinions to the author's words.
- Students work collaboratively when commenting on a single document.
- Instructors create graded or ungraded hypothesis assignments.
- Graded Hypothesis assignments are tied to the gradebook.
- All comments made to the course are visible to the students in the course.
- Private comments made by a student are not visible to other students or the instructor.
- PDF documents have to be available in Blackboard, Google Drive or OneDrive before linking to a Bb hypothesis assignment.
- Before using this option, [follow the instructions provided here](#) to ensure that the PDFs have been configured with the proper permissions for use with Hypothesis.
- PDF documents have to be in [Optical Character Recognition \(OCR\) format](#).

Resources

Additional resources for implementing Hypothesis in Blackboard courses immediately:

- [How to set up Hypothesis readings in Blackboard](#)
- [How to grade Hypothesis annotations in Blackboard](#)
- [Instructor Guide: Hypothesis for Education](#)
- [An Illustrated Taxonomy of Annotation Types](#)
-

General annotation resources to share with students:

- [Annotation etiquette for students](#)
- [An Illustrated Guide to Annotation Types](#)
- [Annotation Tips for Students](#)
- [Using images, links, and videos in annotations](#)
- [A student guide to Hypothesis in Blackboard](#)

For additional information, contact Gloria Barron at gloria.barron@montgomerycollege.edu.